










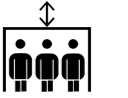





# MORE THAN HUMAN

## Sensory map

This is a guide to sensory stimuli, access and amenities. It is designed to give you an understanding of what to expect when visiting the exhibition.

Key	
 Sound	 Moving image with headphones
 Large print guide	 Moving image without sound
	 Moving image with sound
 Low light	 Direction to move through exhibition
 Interactive touchpoints	 Fire exit
	 Seating
	 Toilets
	 Accessible toilet
	 Lift
	 Lockers
	 Drinking water
	 Stairways

